



Build This Easy Hoop House

to Grow More Food

© MOTHER EARTH NEWS

Hoop Pipe Guidelines

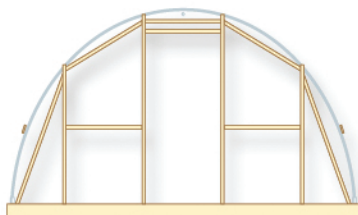
The wider your hoop house, the bigger and stronger your pipes need to be. Follow these guidelines if you're modifying the width of your hoop house from the design shown here. (Hoop house length doesn't require changes in hoop size or pipe diameter—just more hoop pipes.)

Structure Width	Hoop Pipe Dia.	Hoop Pipe Length	Ground Pipe Dia.
10 to 12 feet	3/4 inch	19 feet	1 inch
12 to 14 feet	1 inch	23 feet	1½ inch
14 to 18 feet	1½ inch	27 feet	2 inch

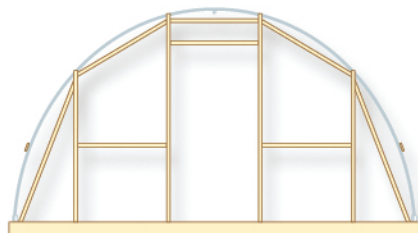
Note: These pipe sizes assume a hoop spacing of 36 inches. In areas of high wind and snow load, decrease hoop pipe spacing to 24 inches.

BELOW: LEN CHURCHILL (3); OPPOSITE: SYLVIA SMITH

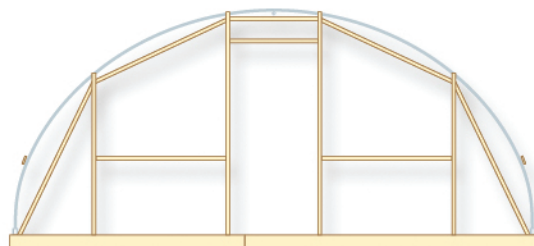
The wider and taller your hoop house will be, the longer the hoop pipes needed.



12 feet wide x 6 feet tall
Hoop Pipe Length: 19 feet



14 feet wide x 7 feet tall
Hoop Pipe Length: 23 feet



18 feet wide x 8 feet tall
Hoop Pipe Length: 27 feet