


# DENNIS DOES A DOOR


On the outside, the battens have to be removed first. Then I pry on the casing with a crowbar. Sometimes the window comes out with trim, but on mine I had to go through the sill to cut a nail.



Once I'm sure the electricity is off, I remove the trim.





To make sure I cut a straight line, I use a guide for my circular saw.



Nail pulling is a great job for the children.

I like to saw the nails with a short blade. . .



. . . then I cut through with a long one.

The framing and finish pop out.

To make the door sill even with the floor, I had to cut out the soleplate.